


# Galvanized Steel Rigid Elbows

## Submittal Sheet



Wheatland Tube's galvanized steel rigid elbows are made in America to ensure the ultimate physical protection. Made from the same hot-dip galvanized steel as our rigid metal conduit, our rigid elbows are tough enough for use in outdoor applications, energy and manufacturing plants, and corrosive environments. Standard and special large-radius elbows are available to meet the needs of any project.

### Listing

Wheatland Tube's galvanized steel rigid elbows are UL® Listed to UL-6. They are manufactured in accordance with ANSI® C80.1 and federal specification WW-C-581.



### Locations

Wheatland Tube's galvanized steel rigid elbows meet the requirements of National Electrical Code® Article 344 for use in indoor and outdoor locations and in wet and dry locations, including Class 1 Division 1 hazardous locations. They may be used for both exposed and concealed installations.

### Coatings

Wheatland Tube's galvanized steel rigid elbows are hot-dip galvanized on both the interior and exterior to defend against corrosion. They then receive a passivation coating for extra protection.

## SUBMITTAL INFORMATION

PROJECT: \_\_\_\_\_ CONTRACTOR: \_\_\_\_\_ DATE: \_\_\_\_\_  
ENGINEER: \_\_\_\_\_ SPECIFICATION REFERENCE: \_\_\_\_\_ SYSTEM TYPE: \_\_\_\_\_  
LOCATIONS: \_\_\_\_\_ COMMENTS: \_\_\_\_\_



1 Council Avenue, P.O. Box 608  
Wheatland, PA 16161  
P 800.257.8182  
F 724.346.7260


info@wheatland.com  
wheatland.com  
Follow us on Twitter:  
@WheatlandTube



**Wheatland** Tube  
A ZEKELMAN COMPANY

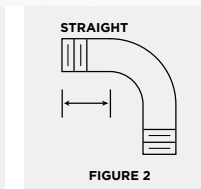
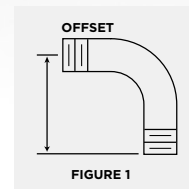
# Galvanized Steel Rigid Elbows

## Submittal Sheet



### 90° ELBOWS

| TRADE SIZE | UL MIN. RADIUS** | OFFSET (FIG. 1) | UL MIN. STRAIGHT (FIG. 2)** | WEIGHT PER 100 | STANDARD CARTON QTY. |
|------------|------------------|-----------------|-----------------------------|----------------|----------------------|
|            | in.              | in.             | in.                         | lbs.           |                      |
| ½          | 4                | 5 7/8           | 1 ½                         | 70             | 50                   |
| ¾          | 4 ½              | 7               | 1 ½                         | 112            | 50                   |
| 1          | 5 ¾              | 8 ¾             | 1 7/8                       | 192            | 25                   |
| 1 ¼        | 7 ¼              | 10 ¾            | 2                           | 320            | 20                   |
| 1 ½        | 8 ¾              | 12 ¼            | 2                           | 413            | 15                   |
| 2          | 9 ½              | 14 ½            | 2                           | 670            | 10                   |
| 2 ½*       | 10 ½             | 17              | 3                           | 1200           | Bulk                 |
| 3*         | 13               | 19 5/8          | 3 5/8                       | 1900           | Bulk                 |
| 3 ½*       | 15               | 22 ¾            | 3 ¼                         | 2800           | Bulk                 |
| 4*         | 16               | 23 7/8          | 3 3/8                       | 3100           | Bulk                 |
| 5*         | 24               | 34 7/8          | 3 5/8                       | 6800           | Bulk                 |
| 6*         | 30               | 45 ½            | 3 ¾                         | 11400          | Bulk                 |



\* Trade sizes 2 ½ and larger shipped in palletized cartons or bulk. Palletized and bulk elbows supplied with a thread protector on each end and UL label affixed.

\*\* Minimum dimension per UL-6.

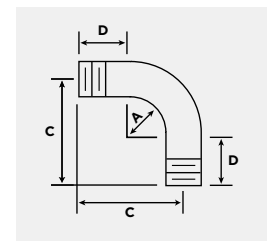
### SPECIAL LARGE-RADIUS 90° ELBOWS

| TRADE SIZE | 12" RADIUS | 15" RADIUS      | 18" RADIUS | 24" RADIUS      | 30" RADIUS      | 36" RADIUS | 42" RADIUS | 48" RADIUS | 60" RADIUS |
|------------|------------|-----------------|------------|-----------------|-----------------|------------|------------|------------|------------|
| 1          | 4          | 6               | 5          | 6               | 9               | 9          | 12         | 13         | —          |
| 1 ¼        | 6          | 7               | 7          | 9               | 12              | 13         | 16         | 18         | —          |
| 1 ½        | 8          | 9               | 10         | 11              | 15              | 16         | 19         | 21         | —          |
| 2          | 10         | 10              | 11         | 14              | 20              | 22         | 24         | 26         | —          |
| 2 ½        | —          | 19              | 18         | 23              | 27              | 32         | 39         | 44         | —          |
| 3          | —          | 25              | 28         | 32              | 37              | 45         | 52         | 57         | —          |
| 3 ½        | —          | Standard Radius | 31         | 35              | 42              | 54         | 62         | 69         | —          |
| 4          | —          | —               | 38         | 45              | 54              | 64         | 73         | 81         | 90         |
| 5          | —          | —               | —          | Standard Radius | 85              | 94         | 100        | 120        | 136        |
| 6          | —          | —               | —          | —               | Standard Radius | 131        | 140        | 160        | 182        |

Numbers in table above represent weight in pounds of special-radius elbows we offer.

### DIMENSIONS OF SPECIAL LARGE-RADIUS 90° ELBOWS

| TRADE SIZE          | 1-2 ½ | 1-3  | 1-4  | 1-4   | 1-5  | 1-6   | 1-6  | 1-6  |
|---------------------|-------|------|------|-------|------|-------|------|------|
| When Radius "A" Is  | 12"   | 15"  | 18"  | 24"   | 30"  | 36"   | 42"  | 48"  |
| Offset "C" Is       | 1'9"  | 2'0" | 2'4" | 2'11" | 3'5" | 3'11" | 4'6" | 5'0" |
| Straight End "D" Is | 9"    | 9"   | 10"  | 11"   | 11"  | 11"   | 12"  | 12"  |
| Length Unbent Is    | 3'0"  | 3'6" | 4'0" | 4'11" | 5'9" | 6'6"  | 7'6" | 8'4" |



WEL-122023