









# COLOR EMT PAINT STANDARDS

COLOR	PAINT COLOR	PAINT BRAND	VENDOR PART NUMBER	UPC
 <b>BLUE</b>	<b>Regal Blue</b>	Krylon	K01901A07	075577000654
 <b>PURPLE</b>	<b>Gloss Grape</b>	Rust-Oleum	249113	020066187675
 <b>ORANGE</b>	<b>Allis Chalmers Orange</b>	Krylon	K01940	724504019404
 <b>YELLOW</b>	<b>John Deere Yellow</b>	Krylon	K01934	724504019343
 <b>WHITE</b>	<b>Flat White</b>	Krylon	K01502A07	75577000562
 <b>GREEN</b>	<b>Green Metalcast</b>	Dupli-Color	MC203	26916980090
 <b>BLACK</b>	<b>Gloss Black</b>	Rust-Oleum	7779830	020066777982
 <b>RED</b>	<b>Gloss Sunrise Red</b>	Rust-Oleum	7762830	020066776282

WEL-110618



700 South Dock Street  
Sharon, PA 16146  
P 800.257.8182  
F 724.346.7260

info@wheatland.com  
wheatland.com  
Follow us on Twitter:  
@WheatlandTube



**Wheatland** Tube  
A DIVISION OF ZEKELMAN INDUSTRIES